

21st Century Schools

# Bond Advisory Committee

## March 18, 2014



# Agenda



- **Call to Order**
- **Welcome**
- **Approval of Minutes**
- **Special County Presentation on Efforts to Address Sea Level Rise in Miami-Dade**
- **GOB Update:**
  - Office of School Facilities**
    - **Implementation of GOB Year 1 &2 Projects**
    - **Dashboard and GOB Reporting Tool**
    - **Advisory Committee's Annual Report**
  - Office of Financial Services**
  - Office of Economic Opportunity**
    - **Outreach Efforts**
    - **Update on Disparity Study Results**
- **Outreach Sub-Committee**
- **Discussion**
- **New Business Section**
- **Adjourn**




# 21st Century Schools



## **SPECIAL PRESENTATION ON COUNTY EFFORTS TO ADDRESS SEA LEVEL RISE IN MIAMI-DADE**

# Sea Level Rise and Community Resiliency




## Special Presentation by Miami-Dade County on Efforts to Address Sea Level Rise

**Additional Resource - video on sea level rise in South Florida for viewing at leisure:**

**<http://video.wpbt2.org/video/2365148517/>**



# 21st Century Schools




## OFFICE OF SCHOOL FACILITIES UPDATE

# Year 1 GOB Projects Implementation Status




- All 68 GOB Year 1 projects are well into design
  - 66 have construction values of \$2M or less
  - 2 are large value projects, i.e. major replacement of Miami Norland SHS and new 6-12 grade facility @ MAST on Virginia Key

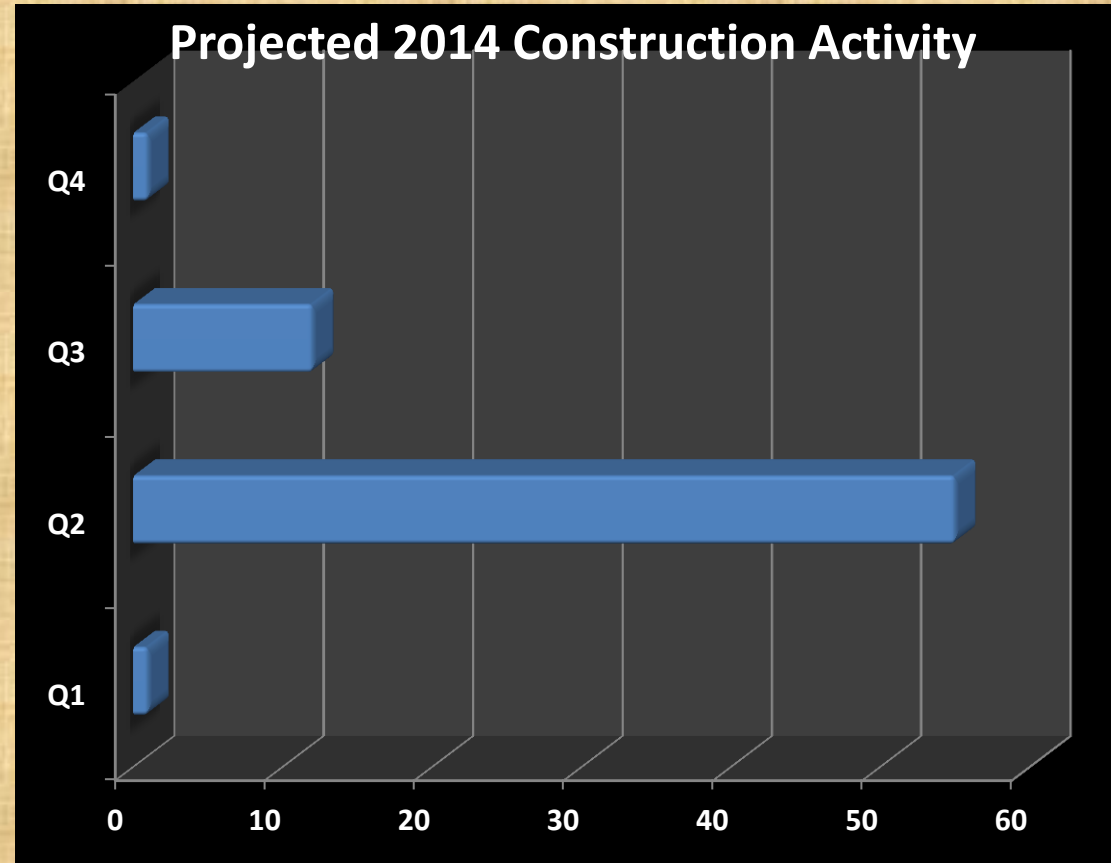




# Implementation Status Year 1 GOB Projects



- Construction activity on the vast majority of these projects is projected to start in Q2 of 2014
- Likewise, expenditures will accelerate starting in mid-year as construction contracts are awarded




# Implementation Status of Technology



- **Network Infrastructure**
  - Wireless networks have been completed at all sites
  - Bring Your Own Device (BYOD) network configurations are ongoing
    - Expected completion date is September 2014
- **Classroom Interactive Technology Upgrades**
  - Promethean ActivBoard all-in-one units were ordered
  - Installation bid closed on Friday, March 14th
  - The goal is to have equipment installed in all schools by August 2014




# Year 2 GOB Projects Implementation Status




- Preparations and planning for implementation of Year 2 GOB Projects are proceeding on a parallel track
- As reported at the December meeting, 13 larger projects with construction values exceeding \$2M will be individually commissioned based on three groupings
- The first solicitation for both design professionals and contractors is anticipated in the first week of April
- Subsequent solicitation(s) will be staggered to maximize opportunities for work distribution and rotation

# Year 2 GOB Projects Implementation Status



- In addition to these project-specific solicitations, the District has successfully concluded negotiations with design professionals and contractors certified as Small Business Enterprise (SBE) entities in the Sheltered Market categories
- As a result, the Board, at its March 12<sup>th</sup> meeting approved the commissioning of 11 SBE design professionals and 9 SBE contractors


# Year 2 GOB Projects Implementation Status



- Approximately 47 projects with construction values ranging between \$200K and \$1M will be assigned in April of this year to these SBE based on their ranking [highest value project(s) assigned to highest ranked firms and so on] and on the most logical geographic clustering
- It is anticipated that these projects will be in design by summer of this year




# Year 2 GOB Projects Implementation Status



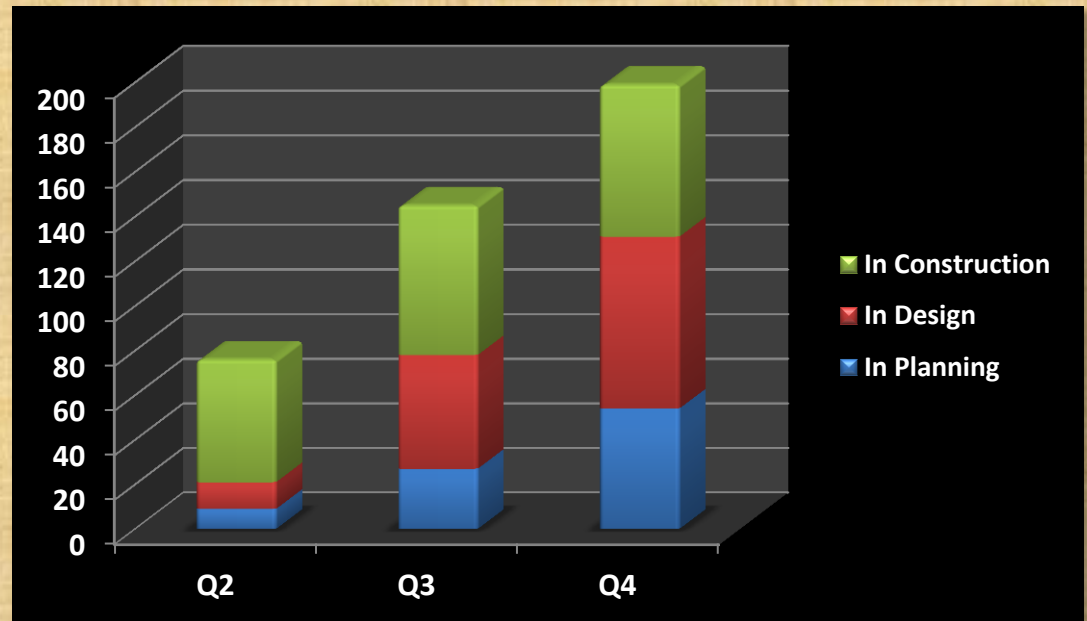
- In addition, the District is also engaged in active negotiations with design professionals and contractors certified as Micro Business Enterprise (MBE) entities in the Sheltered Market categories
- It is anticipated that a recommendation to commission MBE design professionals and contractors for projects under \$200K in construction value will be presented to the Board at its April 9<sup>th</sup> meeting, after which project assignments will be made based on established protocols

# Anticipated Activity in Remaining Quarters of 2014


## (Years 1, 2 and 3 GOB Projects)



STAGES	Q2	Q3	Q4
In Planning	9	27	54
In Design	12	51	77
In Construction	55	67	68
<b>CUMULATIVE IN PROGRESS BY QUARTER</b>	<b>76</b>	<b>145</b>	<b>199</b>




# Dashboard and Reporting Tool



- The District continues to update the Dashboard as projects are assigned or change in status from planning to design and construction
- In addition, the District is still reviewing complementary reporting tools aimed at providing a more seamless interface with design professionals and contractors
- The review is under the cone of silence and a final recommendation to the Board is expected by or before May



# Dashboard and Reporting Tool



- In addition to the current content on the Dashboard, the District has added a photo chronicling component to document conditions pre-GOB, during construction and post-GOB at project completion
- Every school in the GOB program will have its project fully documented and select photos will be progressively added to the Dashboard ‘Gallery’ as the work ensues

# Chronicling GOB Projects



MULTIVISTA  
CONSTRUCTION DOCUMENTATION

Select A Project ▾

Ana Rijo-Conde  
My Account | Help | Logout

ACTIVITY | MAP | FAVORITES | WEBCAMS

**My Projects** Make this tab my default ☐

**MAST Academy at Virginia Key**  
3979 Rickenbacker Causeway

**Arthur & Polly Mays Conservatory Of The Arts**  
11700 SW 216th Street

**Auburndale Elementary**  
3255 SW 6th Street

**Avocado Elementry School**  
16969 SW 294th Street

**Biscayne Elementary**  
800 77th Street

**Bowman Ashe/Doolin K-8 Center**  
6601 SW 152nd Ave

**Campbell Drive K-8 Center**  
15790 SW 307th Street

**Caribbean Elementary**  
11990 SW 200th Street

**Citrus Grove Middle**  
2153 NW 3rd Street

**Colonial Drive Elementary**  
10755 SW 160th Street

**Coral Park Elementary**  
1225 SW 97th Avenue

**Dorothy M. Wallace Cope Center**  
10225 SW 147th Terrace

**Dr. Edward L. Whigham Elementary**  
21545 SW 87th avenue

**Dr. Henry E. Perrine Academy**  
8851 SW 168th Street

**Dr. Michael Krop Senior High School**  
1430 NE 215th Street

**Avocado Elementry School** - Multivista Added 34 new photos.  
16969 SW 294th Street  
Tuesday Mar 11, 2014

**Roof**  
Existing Exterior Exact-Built™ Photos  
34 Photos

**Laura C Saunders ES** - Multivista Added 28 new photos.  
505 SW 8th Street  
Tuesday Mar 11, 2014

**Roof**  
Existing Exterior Exact-Built™ Photos  
28 Photos

**Edison Park K-8** - Multivista Added 23 new photos.  
500 NW 67th street  
Tuesday Mar 11, 2014

**Roof**  
Existing Exterior Exact-Built™ Photos  
23 Photos

**Olinda Elementary** - Multivista Added 32 new photos.  
5536 NW 21st Avenue  
Tuesday Mar 11, 2014

**Roof**  
Existing Exterior Exact-Built™ Photos  
32 Photos

**Van E. Blanton Elementary** - Multivista Added 174 new photos.  
10327 NW 111th Avenue  
Tuesday Mar 11, 2014

**Level 1**  
Interior Progression Photos  
61 Photos

File Find Disable View Images Cache Tools Validate | Browser Mode: IE9 Document Mode: IE9 standards

# Documenting Conditions Pre-GOB



**MULTIVISTA** CONSTRUCTION DOCUMENTATION

Auburndale Elementry

Search Keywords

Ana Rijo-Conde  
My Account | Help | Logout

HOME PHOTOS FLOORPLANS FILES PEOPLE

All Shoot Types

- Existing Exterior Exact-Built™
- Exterior Progression
- Interior Progression

Location

- ☐ Existing Exterior Exact-Built™
- ☐ Exterior Progression
- ☐ Level 2
- ☐ Level 1 - East
- ☐ Level 1 - West

**Existing Exterior Exact-Built™**

Existing Exterior Exact-Built™

**Exterior Progression**

Exterior Progression

**Interior Progression**

File Find Disable View Images Cache Tools Validate Browser Mode: IE9 Document Mode: IE9 standards

**MULTIVISTA** CONSTRUCTION DOCUMENTATION

Auburndale Elementry

Search Keywords

Ana Rijo-Conde  
My Account | Help | Logout

HOME PHOTOS FLOORPLANS FILES PEOPLE

Multivista Photos (754)

- Existing Exterior Exact-Built™ (314)
- Interior Progression (440)

My Photos (0)

My Albums (0)

My Favorites (0)

Date Taken

All time

Dec 9, 2013 - Dec 18, 2013

Location

- ☐ Level 2
- ☐ Level 1 - East
- ☐ Level 1 - West

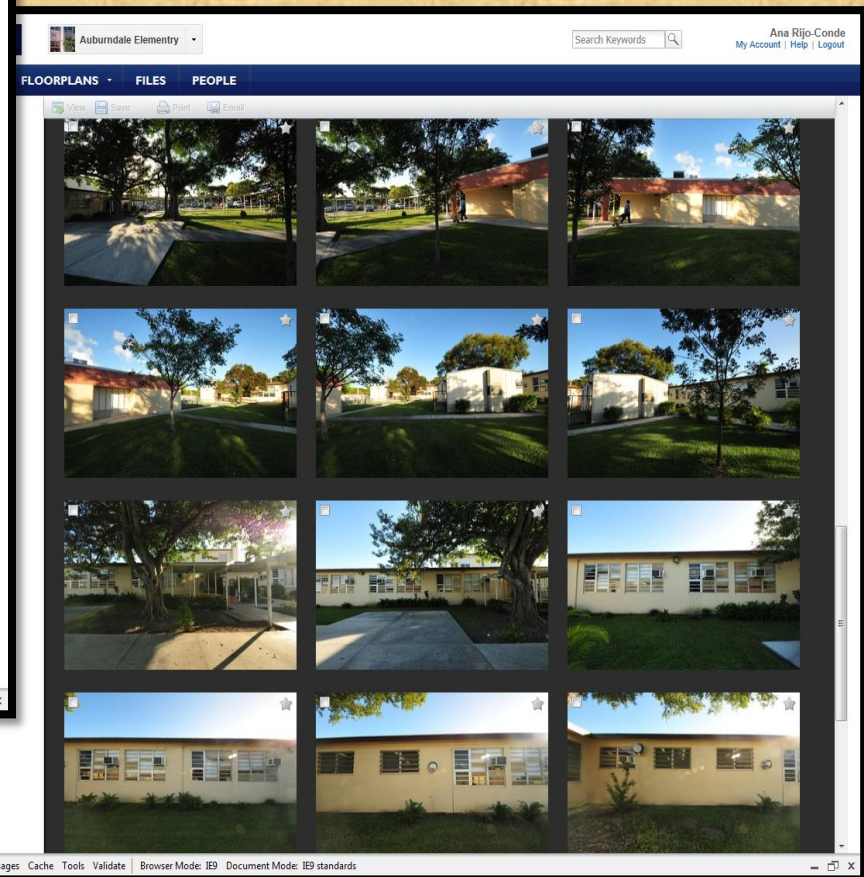
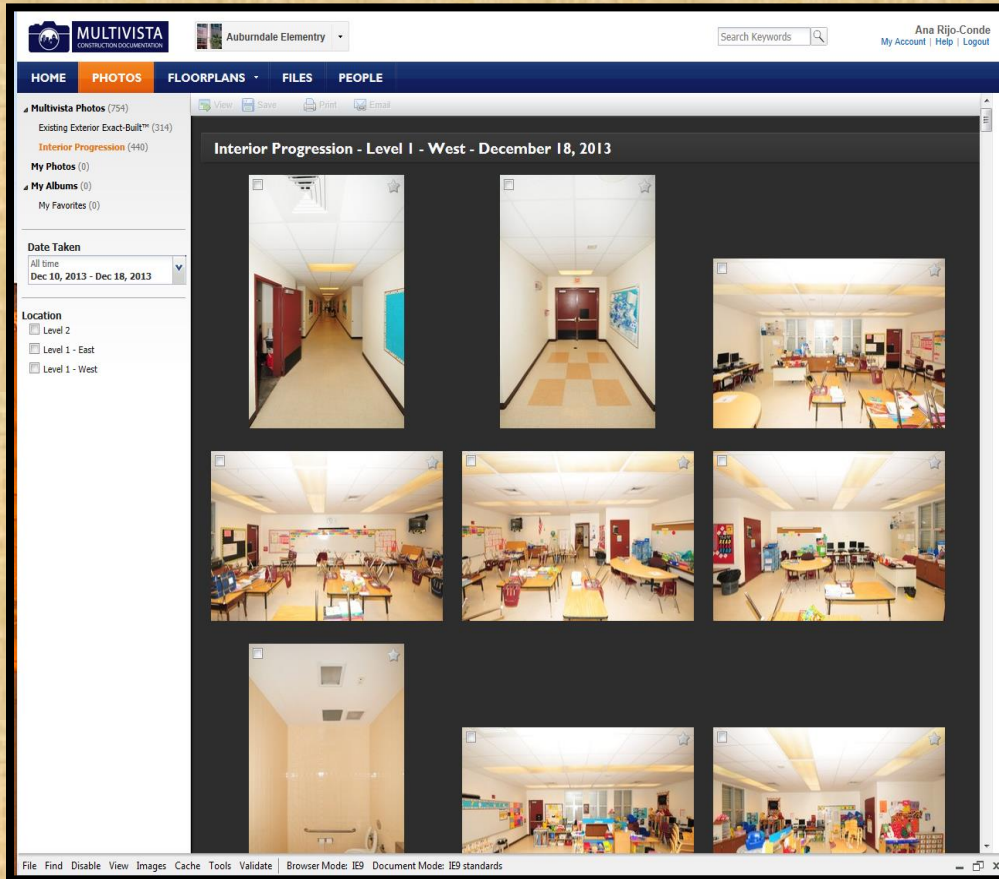
**Multivista Photos**

Existing Exterior Exact-Built™

Interior Progression



# Documenting Conditions Pre-GOB



<http://www.multivista.com/>

# Advisory Committee's Annual Report



- In accordance with School Board Policy 9145 – 21<sup>st</sup> Century Schools Bond Advisory Committee, *“The Committee’s reviews and recommendations shall be reported on an annual basis to the Board, Superintendent and the community. The annual report shall assess the implementation of the Bond Program to ensure that the Bond Program proceeds are being spent according to the published plan, that projects are being delivered in a timely manner and are equitably distributed, and that Bond Program proceeds are directed to the local economy.”*




# Advisory Committee's Annual Report




- The Advisory Committee's March 18, 2014 meeting will mark the first year anniversary of the Committee's existence and in accordance with Board Policy, preparation of the first Annual Report is now in order
- It is recommended that the Committee grant to the Chair the authority to work with District staff to prepare the Annual Report for submittal to the full Committee at its June 10, 2014 meeting and subsequent release to the Board, the Superintendent and the community



# 21st Century Schools

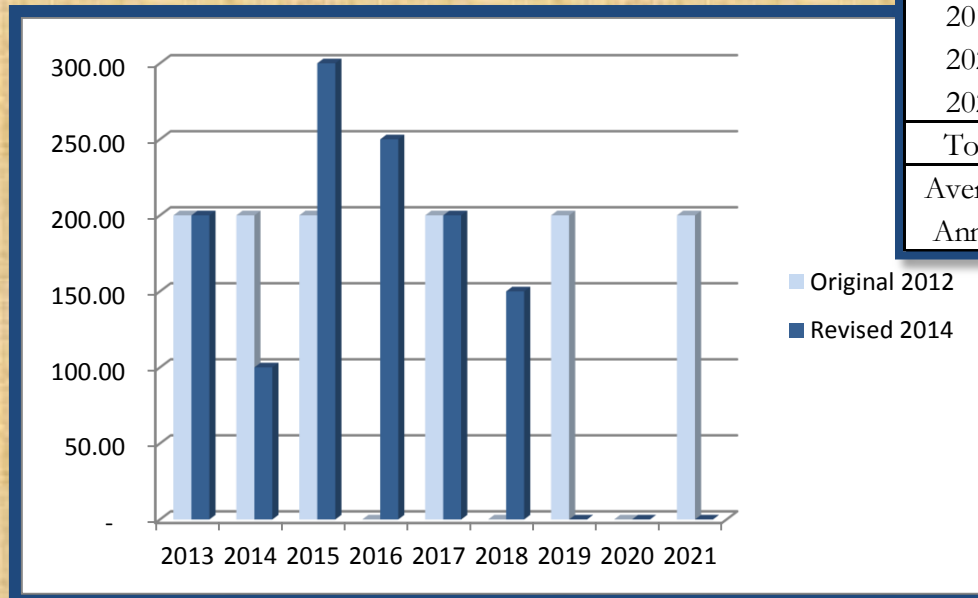


## OFFICE OF FINANCIAL SERVICES UPDATE



# Updated Expenditure Schedule

- Initial expenditure schedules anticipated annual issuances of approximately \$200M through 2015, then every other year until 2021
- Updated expenditure schedule anticipates no additional issuance in 2014, then an accelerated annual issuance schedule through 2018



Anticipated Bond Issuance Schedule (\$ millions)		
Year	Original 2012	Revised 2014
2013	200.00	200.00
2014	200.00	100.00
2015	200.00	300.00
2016	-	250.00
2017	200.00	200.00
2018	-	150.00
2019	200.00	-
2020	-	-
2021	200.00	-
Total	\$ 1,200.00	\$ 1,200.00
Average Annual	\$ 133.33	\$ 200.00

# GO Program Estimates - February 2014



- Full implementation of the plan is now projected to result in Debt Service leveling off at approximately \$77.8 million beginning in FY 2022, compared to \$77 million for August 2012 Estimate
- The August 2012 estimated max millage was .347, or \$35/year for \$100,000 taxable value
- Current estimated max millage is .295, or \$30/year for \$100,000 taxable values

\$1.2 Billion Continued GO Program Estimated Debt Service									
Tax Roll Year	Fiscal Year	Existing Debt Service	Series 2013 \$200M	Series 2014A \$100M	Series 3 2015 \$300M	Series 4 2016 \$250M	Series 5 2017 \$200M	Series 6 2018 \$150M	Total Continued GO Program Debt Service
2013	2014	57,962,694	\$ 10,811,013	-	-	-	-	-	\$ 10,811,013
2014	2015	19,600,068	12,483,000	\$ 7,691,201	-	-	-	-	20,174,201
2015	2016	11,133,750	12,466,500	6,335,000	\$ 18,564,375	-	-	-	37,365,875
2016	2017	11,182,750	12,462,500	6,330,625	19,399,875	\$ 15,927,063	-	-	54,120,063
2017	2018	-	12,460,250	6,327,375	19,400,625	16,446,650	\$ 12,645,000	-	67,279,900
2018	2019	-	12,454,375	6,325,000	19,399,125	16,446,775	13,187,250	\$ 9,680,672	77,493,197
2019	2020	-	12,449,500	6,323,250	19,399,750	16,446,900	13,185,750	10,016,288	77,821,438
2020	2021	-	12,445,125	6,321,875	19,401,750	16,446,525	13,186,000	10,016,788	77,818,063
2021	2022	-	12,440,750	6,320,625	19,399,500	16,450,025	13,182,625	10,016,163	77,809,688


## General Obligation Bond Program -- Projected Millage Requirements

Tax Roll Year	Fiscal Year	Assessed Value (Levy Year)	One Mill Revenue @ 96% Collection	Prior GO Program Millage Requirement	Continued GO Program Millage Requirement	Total GO Program Millage Requirement	Revenue for GO Program Debt Service
2013	2014	215,102,167,528	206,498,081	0.281	0.052	0.333	68,773,707
2014	2015	223,470,500,000	214,531,680	0.091	0.094	0.185	39,774,269
2015	2016	235,754,400,000	226,324,224	0.049	0.165	0.214	48,499,625
2016	2017	248,171,800,000	238,244,928	0.047	0.227	0.274	65,302,813
2017	2018	260,964,500,000	250,525,920		0.269	0.269	67,279,900
2018	2019	274,576,300,000	263,593,248		0.294	0.294	77,493,197
2019	2020	274,576,300,000	263,593,248		0.295	0.295	77,821,438
2020	2021	274,576,300,000	263,593,248		0.295	0.295	77,818,063
2021	2022	274,576,300,000	263,593,248		0.295	0.295	77,809,688

*\* Current estimate average millage .247 or \$25/year per \$100,000 taxable value*



# 21st Century Schools



## OFFICE OF ECONOMIC OPPORTUNITY UPDATE

# Success Stories



***Commissioning as Sheltered Market Architectural/Engineering Projects Consultant (A/EPC) for miscellaneous projects up to \$1 Million each [03/12/14 Board Meeting, Agenda Item F-21]***

## **Of the firms that were selected as SBEs**

- 5 out of 11 are Female owned (45%)
  - 2 out of 11 are African-American owned (18%)
  - 6 out of 11 are Hispanic owned (55%)
  - 1 out of 11 are Non-Minority owned (9%)
- 

## **Of the firms that were selected as MBEs**

- 3 out of 4 are Hispanic owned (75%)
- 1 out of 4 are Non-Minority owned (25%)



# Success Stories



***Commissioning as Sheltered Market Construction Management at-Risk firms for Miscellaneous projects up to \$1 Million each [03/12/14 Board Meeting, Agenda Item F-22]***

## **Of the firms that were selected as SBEs**

- 9 out of 9 are MWBEs (100%)
  - 6 out of 9 are Hispanic owned (67%)
  - 3 out of 9 are Female owned (33%)
  - 1 out of 9 are African-American owned (11%)
- 

## **Of the firms that were selected as MBEs**

- 8 out of 8 are MWBEs (100%)
- 5 out of 8 are African-American owned (63%)
- 3 out of 8 are Hispanic owned (38%)
- 3 out of 8 are Female owned (38%)



# Certification DASHBOARD



362	TOTAL NUMBER OF CERTIFICATION FILES RECEIVED SINCE INCEPTION
304	TOTAL NUMBER OF SMALL BUSINESS CERTIFICATIONS
83.9%	CERTIFICATION RATE
304	TOTAL NUMBER OF SMALL BUSINESS CERTIFICATIONS
22	African-American Female
77	African-American Male
4	Asian-American Male
49	Hispanic-American Female
104	Hispanic-American Male
28	Non-Minority
2	Service-Disabled Veteran
18	White Female

# Community Outreach DASHBOARD




36	TOTAL NUMBER OF SEMINARS/WORKSHOPS IN 2013-2014 FISCAL YEAR
6	TOTAL NUMBER OF RADIO/NEWSPAPERS "TOUCHED"
7	TOTAL NUMBER OF SCHOOL BOARD DISTRICTS "TOUCHED"
2870	TOTAL NUMBER OF OUTREACH EMAILS (since Feb. 2014)

## Pre-Qualifications DASHBOARD

201	TOTAL NUMBER OF PREQUALIFIED FIRMS
63	TOTAL NUMBER OF PREQUALIFIED SBE FIRMS
41	TOTAL NUMBER OF PREQUALIFIED MBE FIRMS

# Previous Outreach & Partnerships



**Miami Beach Chamber of Commerce w/ Dr. Karp**  
**February 7, 2014**

**Pirtle Local Hiring Outreach Seminar**  
**February 11, 2014**

**Subcontractors Outreach Event w/ Turner Construction**  
**March 4, 2014**

**Outreach Event w/ City of Homestead**  
**March 7, 2014**



# Upcoming Outreach & Partnerships



**Beacon Council Event**

**March 19, 2014**

**South Florida Minority Supplier Diversity Council  
Business Expo**

**March 21, 2014**

**Pirtle Local Hiring Seminar (MAST Academy)**

**April 17, 2014**

**West Kendall Business Association**

**April 24, 2014**

**City of Miami Gardens Business Fair**

**May 2, 2014**

# The OEO Team



**Brian A. Williams, Esq.**  
**Torey Alston**  
**Patricia Betancourt**  
**Elsie Hamler**  
**Jerome Hamler**  
**Michelle Hicks-Levy**  
**Denise Mincey Mills**  
**Diane Pinate**  
**Juliana Velez**

# 21st Century Schools



## Office of Economic Opportunity

1450 NE 2 Avenue

Suite 428

Miami, Florida 33132


305-995-1307

<http://oeo.dadeschools.net>

[oeo@dadeschools.net](mailto:oeo@dadeschools.net)



# 21st Century Schools



## OUTREACH SUB-COMMITTEE


# 21st Century Schools



**DISCUSSION**



# 21st Century Schools



**NEW BUSINESS**